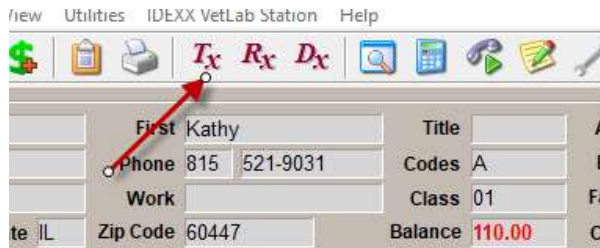


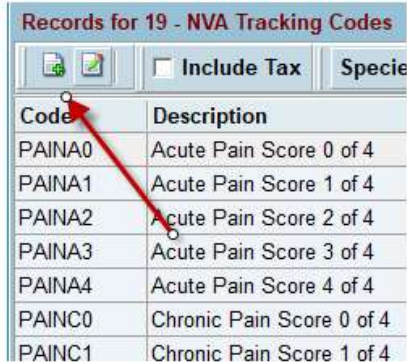
How to add NOSURVEY code to AVImark

BirdEye – Prevent a Survey from Being Sent to the Client

1. Go to Treatment list

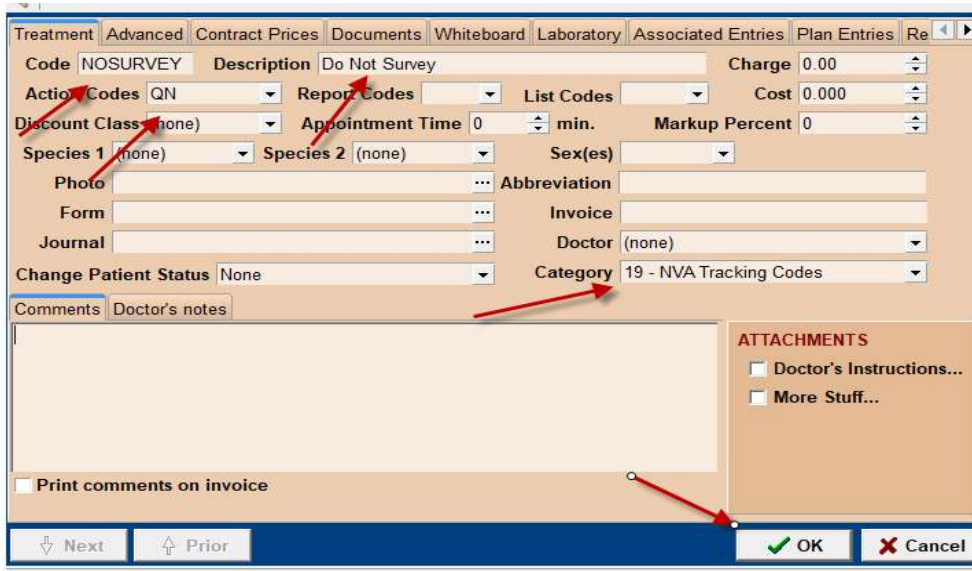


2. Select the new icon to add a new treatment item



3. Add new treatment item:

- a. **Code:** NOSURVEY
- b. **Description:** Do Not Survey
- c. **Action codes:**
 - i. Q (do not post to invoice)
 - ii. N (don't print on patient chart)
- d. **Category:** 19- NVA Tracking Codes
- e. **Select "Ok"** when finished



4. Enter the NOSURVEY code in AVImark as a medical history line item for the pet's visit. This can be particularly useful if a client will have back-to-back visits and the second visits involves a euthanasia.

NOTE: NOSURVEY code is only effective for visits within 7 days PRIOR to or ON the date of the visit/transaction date.